

Outdoor

The SPAX solution for connecting timber to aluminium.



SPAX Timber To Aluminium Screw

For wooden decks, walls and fencing

The SPAX advantages:

- T-STAR plus recess
- Cylinder head
- Fixing thread
- SPAX Drill Point
- 304 Stainless Steel

Please see installation tips on back page



SPAX
Step Drill 5
5000009196540

SPAX
Drive Stop
5000009186909

SPAX
Air
4009422545009



MADE IN GERMANY



The SPAX solution for connecting timber to aluminium

The SPAX Timber-to-Aluminium Screw for board thicknesses of 19 – 27 mm. It is ideal for fastening fencing, screening, decking* or fibre cement board to aluminium joists.



Do not use an impact driver to drive SPAX screws – use a normal drill at high speed.

Step 1 - Pre-drill the timber boards with a SPAX Step-drill 5. There is no need to pre-drill the aluminium, as the specially designed tip of the Timber-to-Aluminium Screw will pre-drill aluminium up to 5mm thick (recommended aluminium thickness for softwood is 3.0mm, hardwood 4.0mm). Adjust your SPAX Step-drill 5 so that when the tip hits the aluminium joist, the step bit cuts 1-2mm into the surface of the board. On all horizontal applications eg. decking, make sure to use a SPAX Air Spacer to allow space for timber and aluminium shavings. The Air Spacer also ensures the timber and aluminium are not in contact, to allow ventilation.

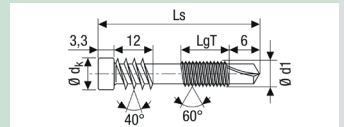
Step 2 - Make sure to adjust your SPAX Drive Stop to the appropriate depth. You may need to test this on an offcut. Drive the Timber-to-Aluminium Screw straight in with a SPAX Drive Stop at high speed (1,000 - 2,500rpm). The SPAX Drive Stop will ensure that all screw heads are driven to the correct depth.

Result - Impeccable visual appearance with minimal splitting. Long-lasting connection with minimum movement due to the fixing thread.

It is important to follow the above steps and to use the recommended system to avoid any screw failures.*Check with your local building authority about fastening timber decking to aluminium joists.



SPAX Cylinder head 5 mm Stainless Steel A2/304



Dimensions [mm] Thread Ø d1	Board Thickness	Length total Ls	Length partial thread LgT	BIT size T	Packaging unit SPAX BOX [pieces]	SPAX-No.
5.0	19 mm	44	20	25	100	0557000500443
Ø Head = 7.0mm	24 mm	48	20	25	100	0557000500483
	27 mm	51	20	25	100	0557000500513